






Saint Mary's Catholic Primary Academy

Nursery Medium Term Plan

Lent 1-Were going on an animal hunt

	3/1/24 & 8/1/24	15/1/24	22/1/24	29/1/24	5/9/24
Significant events	Settling in for new children to Nursery.	Training day Friday	24 th International day of education	28 th -International LEGO DAY National story telling week – Story telling role play area NSPCC Number day 2nd – Day focus on number	Safer internet day 6th – stories, looking at tech, talking about safe use
Seasonal changes	Animals	Changes in weather/seasons	Hibernation	Birds	Animals
Nursery Rhymes	Miss Polly had a dolly	Humpty Dumpty	This little Piggy went to Market	Hickety Pockety	Sleeping Bunnies
9					
Vocabulary	Animal, mouse, fox, snake, owl, bear winter, cold, ice, snow, artic, penguin, hibernation, sleep, long sleep, winter, cold, snow, ice, icicle				

Communication and Language	Knowledge- Know how to identify characters and actions in my favourite books. Skill- To point to and act out parts of the Gruffalos child story.	Knowledge- Know how to be able to start to respond to simple questions. Skill- To answer questions about stories they have listened to.	Knowledge- Know how to listen to longer stories and can remember much of what happens. Skill- To be able to say what happens next when going through the story.	Knowledge-Know how to be able to focus on adults as they read or sing, responding with sounds and movements. Skill- To be able to sit and turn their face to an adult when listening and copy actions e.g clapping, tapping knees etc.	Knowledge-Know how to understand a question or instruction that has two parts, Skill- to be able to get their coat then stand and wait by the door after they have been given a 2 step instruction.
Speaking	Knowledge- To know how to express feelings, desires and needs. Skills- To be able to say or point to picture cards to show how they are feeling or tell an adult what they would like.	Knowledge- To know how to play make believe games. Skill- During free flow to be able to become a different character e.g in a café serve customers.	Knowledge – To know how to talk about familiar books and able to tell a long story. Skill - To be able to join in our book of the week and retell the story with actions.	Knowledge – To know to sing a repertoire of songs. Skills – To be able to join in daily singing sessions.	Knowledge- to know how to start a conversation with an adult or a friend and continue it for many turns. Skills- To be able to start a conversation, stop and listen to the other adult or child and then carry on. Listening and responding to what the other person says.
PSED Managing self Buliding relationships Self regulation	Knowledge- To know how to be aware of other’s feelings. Skill – To be able to say or point to an emotion another is feeling. E.g You look sad (if another child is crying)	Knowledge- To know how to show and interest in others’ play and start to join in. Skill- To be able to interact with another child during play e.g. pick up a train and use the track alongside another child.	Knowledge- To know how to select and use resources with support. Skill- To be able to pick out a resource that will support with what they are trying to achieve.	Knowledge-To know how to value praise for what they have done. Skill-To be able to feel a sense of pride when they have been given praise and understand that it is a good feeling.	Knowledge- to Know how to become more outgoing with unfamiliar people, in the safe context of their setting. Skill- To be able to join in discussions with different children and members of staff in the EYFS setting not just Nursery staff,
Physical Development Gross Motor Skills	Knowledge – Know how to respond and move to rhythm and music. Skill- To be able to move their body in time with the music. Use the beat to stamp their feet. Lift their arms etc.	Knowledge – To know how to kick a large ball. Skill – To be able to lift their foot and kick a ball to an adult or child as a game.	Knowledge- Know how to go up steps and stairs, or climb up apparatus, using alternate feet. Skill- To be able to use outside equipment safely.	Knowledge – Be increasingly independent in meeting their own care needs. Skill – To be able to recognise when they need the toilet and be able to flush then wash and dry their hands.	Knowledge – Know how to squat with steadiness to rest or play with objects on the ground and rise to my feet without using my hands. Skill – To be able to stay balanced when playing with small world resources.
Physical Development Fine Motor Skills	Knowledge –To Know how to pick up tiny objects using a fine pincer grasp. Skill – To be able to use a pincer grasp to pick up pasta	Knowledge- To know how to make simple models using construction toys.	Knowledge- To know how to use one handed tools and equipment. Skill- To be cut paper with scissors.	Knowledge- Know how to use a comfortable grip with good control when holding pens and pencils. Skill- To be able use a Digital Pronate grip or ‘Splayed’ or 4	Knowledge –To Know how to pick up tiny objects using a fine pincer grasp. Skill- To use a pincer grip to pick up beads/ gems to press into playdough.

	and thread it onto pipe cleaners.	Skill- To be able to use bricks to make shelters for toys/dolls		finger grip when using a mark making resource.	
Literacy Writing Comprehension and word reading	Knowledge – To know how to write the initial sound of their name. Skill- To be able to recognise the first letter of their name and make a mark to represent this.	Knowledge – To know how to write some of their name. Skill – To be able to make marks to represent the first letter of their name.	Knowledge – To know how to use some of their print and letter knowledge in early writing. Skill – To be able to make marks that represent letters and say what they mean.	Knowledge – To know how to write some of their name. Skill – To be able to make marks that look like the first letter of their name.	Knowledge – To know print has meaning. Skill- To be able to listen to a story and point at words.
Maths Number Numerical Patterns	Knowledge- To know how to subitise showing a fast recognition of up to 3 objects, without having to count them individually Skill- To know how to subitise- see one object and say 1 etc.	Knowledge- To know, talk about and identify the patterns around them. Skill- to be able to describe patterns- stripes on clothes, designs on rugs and wallpaper. Use informal language like 'pointy', 'spotty', 'blobs' etc.	Knowledge- To know how to link numerals and amounts: for example, showing the right number of objects to match the numeral, up to 3. Skill- To be able to match numerals to objects 0, 1, 2	Knowledge- To know how to link numerals and amounts: for example, showing the right number of objects to match the numeral, up to 5. Skill- To be able to match numerals to objects 3, 4, 5.	Knowledge- To know and show understanding of conservation. Skill- To be able to recognise that if a lady bird has 3 spots in horizontally and then shown 3 spots vertically it is still the same number.
Shape Space and Measure	Knowledge- To know how to ask questions about the routine and what is happening next. Skill- To be able to say what is happening next with support from the visual timetable.	Knowledge- To know and understand position through words alone –Skill- To be able to place an object on top/under a table.	Knowledge- To know and discuss routes and locations, Skill – To be able to use words like 'in front of' and 'behind'.	Knowledge- To know and make comparisons between objects relating to size, length, weight and capacity. Skill- To be able to point to and say which object is smaller, bigger, taller, lighter, heavier.	Knowledge- To know and describe a familiar route. Skill- To be able to describe the route from EYFS to the lunch hall.
Understanding the world.	Knowledge- to know how to talk about what they see, using a wide vocabulary. Skill- To be able to observe and describe the nature area in the outdoor provision.	Knowledge- Knows how to develop positive attitudes about the differences between people. Skill- To be able to accept others and play alongside them.	Knowledge- Knows that there are different countries in the world and talk about the differences they have experienced or seen in photos. Skill- To be able to understand that bears come from different countries and discuss photos from different countries.	Knowledge- In pretend play, knows how to imitate everyday actions and events from own family and cultural background, e.g. making and drinking tea. Skill- To be able to role play family events such as a birthday.	Knowledge- Knows that they need to respect and care for the natural environment and all living things. Skill- To begin to know how to look after our outside area. e.g. insects, flowers, birds.

<p>Expressive arts and design</p>	<p>Knowledge- To know how to notice what adults do, imitate what is observed and then do it spontaneously when the adult is not there.</p> <p>Skill- To watch an adult giving out snack and be able to copy at snack time the next day.</p>	<p>Knowledge- To know how to explore colour and how colours can be changed.</p> <p>Skill- To use paints in primary colours and mix them to make other colours.</p>	<p>Knowledge- Know how to listen with increased attention to sounds.</p> <p>Skill- to be able to describe sounds from the story-mud, grass, etc.</p>	<p>Knowledge- To know how to play instruments with increasing control to express their feelings and ideas.</p> <p>Skill- To be able to use a shaker and know to move it faster and slower to make different sounds to represent how they feel or an action.</p>	<p>Knowledge- Know how to begin to construct stacking blocks vertically and horizontally, making enclosures and creating spaces.</p> <p>Skill- To be able pick up and place blocks and explain what they have made.</p>
<p>RE</p>	<p>Knowledge- To know what a celebration is and how people celebrate.</p> <p>Skill- To be able to talk about how people celebrate</p>	<p>Knowledge-To know and talk about when Jesus was presented at the temple.</p> <p>Skill- To be able to retell the story of Jesus being presented at the temple</p>	<p>Knowledge-To know the presentation story.</p> <p>Skill- To use pictures of retell the presentation story</p>	<p>Knowledge- To know different places where we gather and why we gather.</p> <p>Skill-To be able to talk about where and why we gather.</p>	<p>Knowledge- To know what happens when we gather in church to listen to God's word.</p> <p>Skill-To be able to talk about what happens when we gather in church and retell this through roleplay.</p>