

St Mary's Catholic Primary Academy Newsletter – February 2025

Email: office@smp.nelcmail.co.uk

Website: saintmarysprimarygrimsby.co.uk

Dear Parent/Carers,

In January we celebrated the month of the Holy Name of Jesus and February, the Holy Family. Both dedications remind us of the heart of the Catholic Faith; that we remain always in the love and care of the heart of the father and of Mary, the Mother of Our Blessed Lord. Perhaps at this time, we should try and spend a few minutes each day in prayer, for our families and those whom we love.

I hope you take time to read the newsletter and please remember should you require any additional information, always feel free to ask the office.

Kind regards

Mr J. O'Connor

Attendance

There will be a more detailed attendance Newsletter at the end of term/beginning of the new term so this is just a quick update. Due to your wonderful support our compulsory school aged attendance figure is at present 96.02%. The national average is 94.4% so we are well above the national figure and it would be great if we could maintain this for the rest of the year. Please remember the school gate shuts at 8.55am so we would ask you bring your children before this time so they have time to take their coats, lunchboxes etc. and be in class before the register is taken at 9:00am and they can start straight away with their learning,

Dates for the Diary

- World Book Day – 6th March
- Y5 Workshop at IntoUniversity – 12th March
- Y4 Dance Festival – 14th March
- Y2 & Y6 Parish Mass – 18th March
- Y3 & Y4 Cheerleading Festival – 21st March
- The Annunciation of Mary Mass – 25th March
- Reception class trip to Wolds Wildlife Park
- Practice SATs for Y6 - Week beginning 31st March
- Assessment week for all classes – Week beginning 31st March
- Y6 Glow Dodgeball – 4th April

Safeguarding at St Mary's

If you have any concerns regarding safeguarding, please contact our designated safeguarding team. At St Mary's our safeguarding lead is Mr. J O'Connor, safeguarding officer is Miss C Queen and deputy-safeguarding officer is Mrs. M Steeper. Level 3 safeguarding trained are Mrs Ballard, Mrs R Walton, Miss J Briscoe and Miss B Cullum. Mrs K Tuff is our well-being, personal development and RE lead.



Teachers, school and term and holidays for 2025/2026

NB- Training days can be subject to change

Advent 1	Monday	Tuesday	Wednesday	Thursday	Friday	No of Term
	01/09/2025	02/09/2025	03/09/2025	04/09/2025	05/09/2025	
	08/09/2025	09/09/2025	10/09/2025	11/09/2025	12/09/2025	
	15/09/2025	16/09/2025	17/09/2025	18/09/2025	19/09/2025	
	22/09/2025	23/09/2025	24/09/2025	25/09/2025	26/09/2025	
	29/09/2025	30/09/2025	01/10/2025	02/10/2025	03/10/2025	37
	06/10/2025	07/10/2025	08/10/2025	09/10/2025	10/10/2025	
	13/10/2025	14/10/2025	15/10/2025	16/10/2025	17/10/2025	
	20/10/2025	21/10/2025	22/10/2025	23/10/2025	24/10/2025	
October Half Term	27/10/2025	28/10/2025	29/10/2025	30/10/2025	31/10/2025	
Advent 2	03/11/2025	04/11/2025	05/11/2025	06/11/2025	07/11/2025	
	10/11/2025	11/11/2025	12/11/2025	13/11/2025	14/11/2025	
	17/11/2025	18/11/2025	19/11/2025	20/11/2025	21/11/2025	
	24/11/2025	25/11/2025	26/11/2025	27/11/2025	28/11/2025	35
	01/12/2025	02/12/2025	03/12/2025	04/12/2025	05/12/2025	
	08/12/2025	09/12/2025	10/12/2025	11/12/2025	12/12/2025	
	15/12/2025	16/12/2025	17/12/2025	18/12/2025	19/12/2025	
Christmas Holiday	22/12/2025	23/12/2025	24/12/2025	25/12/2025	26/12/2025	
	29/12/2025	30/12/2025	31/12/2025	01/01/2026	02/01/2026	
Lent 1	05/01/2026	06/01/2026	07/01/2026	08/01/2026	09/01/2026	
	12/01/2026	13/01/2026	14/01/2026	15/01/2026	16/01/2026	
	19/01/2026	20/01/2026	21/01/2026	22/01/2026	23/01/2026	28
	26/01/2026	27/01/2026	28/01/2026	29/01/2026	30/01/2026	
	02/02/2026	03/02/2026	04/02/2026	05/02/2026	06/02/2026	
	09/02/2026	10/02/2026	11/02/2026	12/02/2026	13/02/2026	
February Half Term	16/02/2026	17/02/2026	18/02/2026	19/02/2026	20/02/2026	
Lent 2	23/02/2026	24/02/2026	25/02/2026	26/02/2026	27/02/2026	
	02/03/2026	03/03/2026	04/03/2026	05/03/2026	06/03/2026	
	09/03/2026	10/03/2026	11/03/2026	12/03/2026	13/03/2026	
	16/03/2026	17/03/2026	18/03/2026	19/03/2026	20/03/2026	29
	23/03/2026	24/03/2026	25/03/2026	26/03/2026	27/03/2026	
	30/03/2026	31/03/2026	01/04/2026	02/04/2026	03/04/2026	
	06/04/2026	07/04/2026	08/04/2026	09/04/2026	10/04/2026	
	13/04/2026	14/04/2026	15/04/2026	16/04/2026	17/04/2026	
Pentecost 1	20/04/2026	21/04/2026	22/04/2026	23/04/2026	24/04/2026	
	27/04/2026	28/04/2026	29/04/2026	30/04/2026	01/05/2026	
	04/05/2026	05/05/2026	06/05/2026	07/05/2026	08/05/2026	23
	11/05/2026	12/05/2026	13/05/2026	14/05/2026	15/05/2026	
	18/05/2026	19/05/2026	20/05/2026	21/05/2026	22/05/2026	
May Half Term	25/05/2026	26/05/2026	27/05/2026	28/05/2026	29/05/2026	
Pentecost 2	01/06/2026	02/06/2026	03/06/2026	04/06/2026	05/06/2026	
	08/06/2026	09/06/2026	10/06/2026	11/06/2026	12/06/2026	
	15/06/2026	16/06/2026	17/06/2026	18/06/2026	19/06/2026	
	22/06/2026	23/06/2026	24/06/2026	25/06/2026	26/06/2026	37
	29/06/2026	30/06/2026	01/07/2026	02/07/2026	03/07/2026	
	06/07/2026	07/07/2026	08/07/2026	09/07/2026	10/07/2026	
	13/07/2026	14/07/2026	15/07/2026	16/07/2026	17/07/2026	
	20/07/2026	21/07/2026	22/07/2026	23/07/2026	24/07/2026	

KEY:

HOLIDAYS BANK HOL SCHOOL DAYS TRAINING

Catholic Life at St Mary's

"For I was hungry, and you gave me something to eat, I was thirsty, and you gave me something to drink, I was a stranger, and you invited me in"

Matthew 25:35

CST human dignity, solidarity, participation, preferential option for the poor.



This month we continue to work towards our "Live Simply Award". We held a non-uniform day, and children brought in non-perishable foods to donate to our local foodbank. The Mini-Vinnies have created a 'take what you need, give what you can', food exchange which is situated in the school entrance and is working brilliantly. Donations are also supporting our local food bank.



In January 2025, three children represented our school at the Synod, following in the footsteps of our three representatives who attended last year.



The aim of this synodal process is not to provide a temporary or one-time experience of synodality, but rather to provide an opportunity for the entire People of God to discern together how to move forward on the path towards being a more synodal Church in the long-term.

Daniella, Kaja, and Ollie from Year 5 who were chosen as delegates, travelled with Mrs Tuff, Mrs Szlapanska along

with representatives from our Sister school St Joseph's, Cleethorpes and St Mary's, Brigg to attend and take up Pope Francis' invitation for all the baptised to participate in this Synodal Process that begins at the diocesan level.



The children represented our school and parish extremely well, sharing their reflections, ideas and thoughts clearly and with confidence, proving themselves to be fantastic examples of the living voice of the **People of God**.

Our year 5 delegates who attended the school's Synod in January were then invited to meet with Fr Andrew to share with him what it was like to be a delegate at the synod, where they met Bishop


Patrick McKinney and joining with young people from 36 schools in Lincolnshire and Nottinghamshire.

They also discussed the practical things that our school can do to develop our Catholic life and Mission.



Celebrations of the Word.

Children work together to plan and lead celebrations of the Word for their class and whole school. The children choose a theme of their choice and link this to related Scripture and actions as to how they can live this out in their own lives.



As part of our Catholic Social Teaching, each class have chosen a charity to raise money for. In classes we have been learning more about our charities and how we can support them.



Members of the chaplaincy team worked with our school chaplain in designing and creating our display linked to The Jubilee Year. The year will focus on how we can be Beacons of Hope during this Jubilee Year.

Feast of The Epiphany. In various parts of the world, the Epiphany is marked with the time-honoured tradition of “chalking the doors.” The formula for the ritual is simple: take chalk of any colour (ideally blessed by a priest on the Feast of the Epiphany) and write above the entrance of your home:


20 + C + M + B + 23

This inscription is a request for Christ to stay with those who dwell or work therein throughout the entire year.

Fr Andrew was joined by the Chaplaincy team as he blessed the school and each classroom.



Bishop of Hallam visits St Mary's During this term, we were thrilled to welcome the Bishop OF Hallam to our school. He began his visit with the celebration of Mass and then he joined us in school, visiting each class and enjoying lunch with us.



What we have been up to at St Mary's

In **Reception** we have been learning about “Dangerous Dinosaurs”. We have looked at prehistoric animals, the environment they lived in and the types of food they ate. We have hunted and searched for dinosaur fossils and bones. We have retold and acted our stories to build our confidence and extend our vocabulary.

Year 1

We have been learning about physical and human features in our local school area. We

have been learning how to use sketch maps and how to use language such as left, right, near and far to follow a route on a map.




In Science, we have been learning about animals and humans. We have learned about reptiles, amphibians, mammals and birds so far, as well as recapping on our learning about our 5 senses. We have learned to name and recognise different parts of the human body. We drew around one of us and labelled the parts of the body. Also, we used blindfolds to see how a blind person needs to rely on other senses to complete tasks in their daily lives.



In RE we have been working on our topic, Special people. We talked about the special people in our own lives and those in the church too. We listened to, acted out and shared our thoughts on the scriptures of The Presentation of Jesus and The Boy Jesus in the Temple.

In our topic Meals, we have deepened our understanding of The Last Supper and the many signs and symbols linked to the Mass. We also talked about the many special meals that we share with our friends and families.

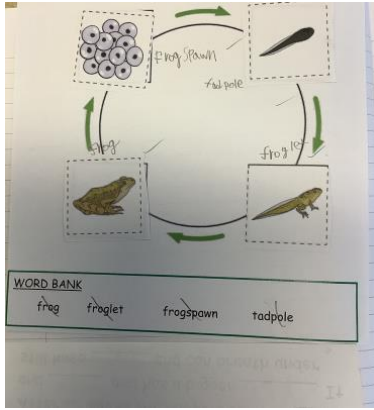


Year 2


In Year 2 we have been learning about Grimsby and beyond in our geography lessons, exploring how land is used by using maps and experiencing this first hand on a fieldtrip walking through the old and new parts of the town centre. We then made comparisons with a city locally and in another European country.



In our science lessons we have explored the similarities and differences between our own human lifecycle with that of other animals such as frogs, butterflies and chickens.



In maths, to kick start our unit on multiplication and division, children used manipulatives to understand making equal groups.



Year 4

Rivers were the focus of Geography in Year 4. We learnt about the features of a river such as the source and the mouth and all about a river's journey through its courses. We conducted a case study on the River Freshney. We walked to the river head and along the banks of the river to Corporation Bridge, where we looked out at the river's mouth, where it meets the Humber Estuary. We then compared the river and its features to those of the River Loire in France



In Science, we learnt all about our teeth and how important oral hygiene is. We were lucky enough to have some visitors to the class to show us how to brush our teeth properly and explain why. We then learnt all about the different teeth animals have and why they have different types of teeth depending on their diet.



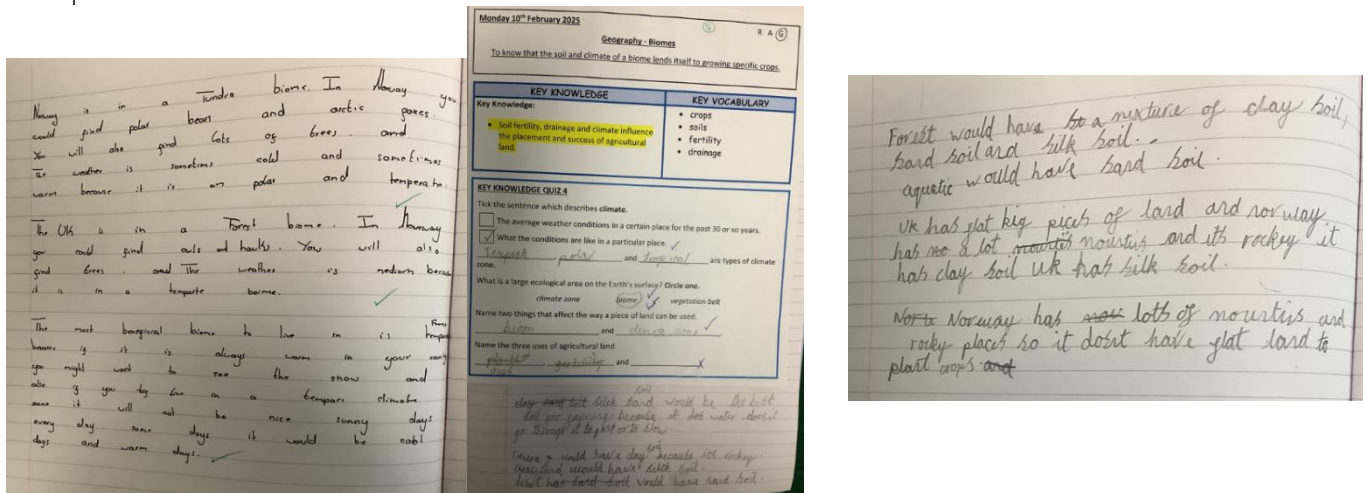
Community was our focus in RE and how we can build it up together. We looked at the different roles individuals play in the church community, these are called Lay people. We

invited Deacon Stephen into class to talk to the children about his role within the church and to answer some questions that the children had written for him.



Year 5

In Geography, we have been learning about biomes. The children enjoyed learning what each biome is like and what we might find there. We then went on to explore what type of agriculture would be viable in each biome and the children got to pretend they had their own piece of land and decide how best to use it.



In Science, we have been learning about the life cycle of different species. The children have enjoyed learning what each stage of the different life cycles look like and what is similar and different between the different species. We have particularly enjoyed getting the opportunity to research the life cycle of our favourite animals and finding out interesting facts about the different stages. For example – did you know in the larva stage of a snail's life, it goes through a process called torsion which forces it to shift its weight to one side? We also really enjoyed creating our own insect and drawing and describing each stage of its life cycle based on our learning.

Lipsy

juvenile
juvenile is a teen for birds

Cycle of a Bird

The egg
The egg is white and the egg is only strong in the proteins can not get so thin

Adult
Adult is the same as the egg we learn now

The nestling
The nestling is a baby bird that is very soft

Create your own insect. It can be completed imagined, or you can take inspiration from real animals. Complete and label a life cycle for your insect.

Egg → Larva → Pupa → Adult

Molt

Make some notes describing how your insect has all of the characteristics of insects, and goes through each stage of the insect life cycle. Use the checklist to make sure you have included all the features.

- six legs
- segmented body in three parts
- pair of antennae
- egg
- larva/nymph
- pupa/molt
- adult

My insect is called a "glowworm beetle". It doesn't have six legs only four. My insect is segmented body in 3 parts. It does have some points!

Egg

When a hen (female chicken) lays an egg, it is first a soft yellow yolk. Chicken eggs can be brown, white, blue, bluish green and pink. Only 1 egg is heavy, good, and only a cockatiel, it can become a chick.

Chick

Daddy chickens are called cocks. The chick hatches from an egg. It pokes a hole in the shell with its egg tooth. They are covered with tiny soft egg yolk feathers called down to keep them warm.

Pullet

When a chicken is a teenager and are going through puberty. This is what the female then starts to get.

Hen

The chicken is grown up. They can live up to 10-15 years. Hens are girls.


In RE, our focus was Mission. We spent time discussing what we think our God given mission is and exploring how we can live this out as well as researching the mission of other significant figures in the Catholic faith, such as John Henry Newman and Jesus. We also discussed how we can be a disciple of Jesus and bring Good News to the poor, through using the fruits of the Holy Spirit that Jesus gave us.

I give some one food
they are nice and kind someone can see or not
kind and nice ✓

We can bring good news to the poor by
giving them a house to stay in for a week
or something because they need someone to stay
with because they can't see a new house

We can also change the way we think by
being kind because it's nice to be kind
it makes people feel kind, it's nice and happy.
The Bible said The spirit of God has been
given to us, which tells us that we should
be generous for God because he loves
down on us every day so we should


I think my mission is to be more like
Jesus so that would be more kind, loving, caring,
peaceful, respectful, just, and more of everything related to RE.
This links to Jesus's mission because he wanted
to make people more like him. This also links to
our school mission statement because we
value each other equally even if you hate them.



Year 6

In Year 6, we have been learning about WW2 and WW1 and the effect this had on Grimsby and Cleethorpes at that time. We visited The Bomber Command Centre in Lincoln, where we experienced the uniforms that the soldiers wore and listened to the real-life stories of these unsung heroes. We were fortunate to go into an Anderson shelter to experience what this must have felt like during an air raid. Standing under the spire, which replicated the wingspan of The Lancaster Bomber, we looked onto the huge memorial plaques.





In Science we have been using research to create a fact file on arteries, veins and capillaries, to show our understanding of their important jobs in the circulatory system. As part of our next piece of writing, we have been studying the features of an explanatory text and being able to compare the differences and similarities alongside instructional and information texts.